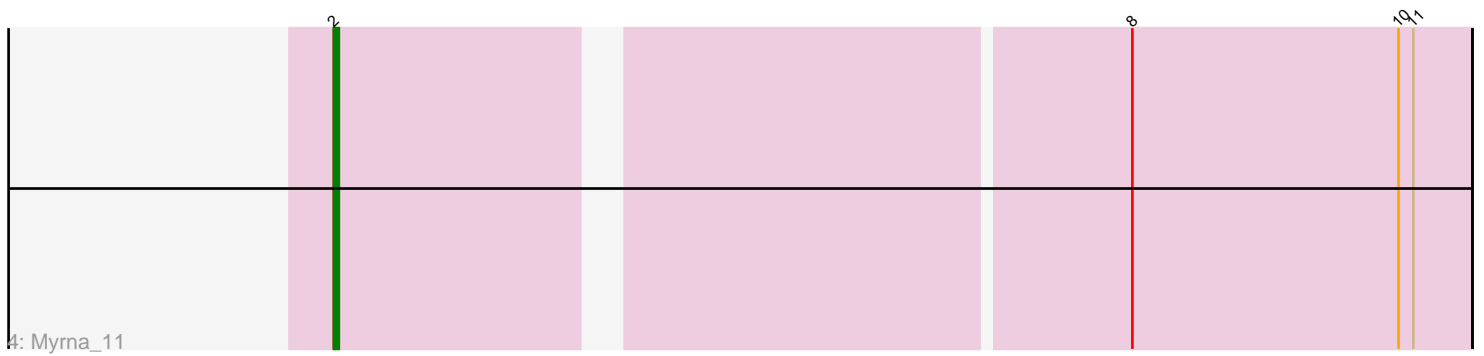
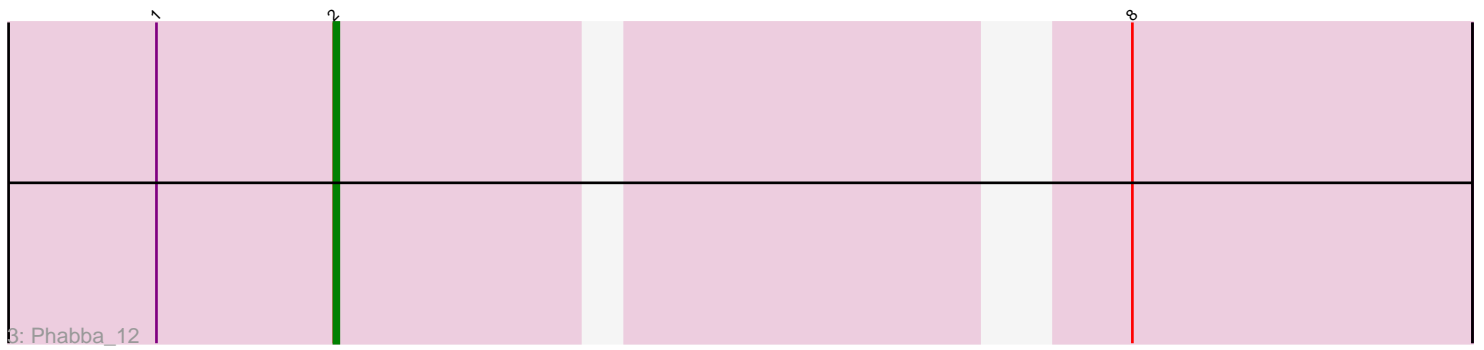
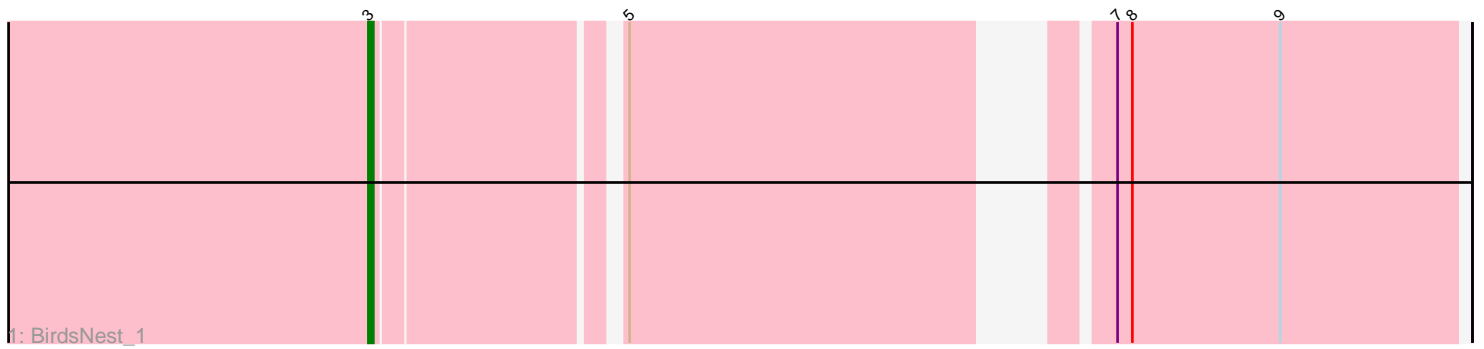


Pham 107929



Note: Tracks are now grouped by subcluster and scaled. Switching in subcluster is indicated by changes in track color. Track scale is now set by default to display the region 30 bp upstream of start 1 to 30 bp downstream of the last possible start. If this default region is judged to be packed too tightly with annotated starts, the track will be further scaled to only show that region of the ORF with annotated starts. This action will be indicated by adding "Zoomed" to the title. For starts, yellow indicates the location of called starts comprised solely of Glimmer/GeneMark auto-annotations, green indicates the location of called starts with at least 1 manual gene annotation.

Pham 107929 Report

This analysis was run 04/28/24 on database version 559.

Pham number 107929 has 4 members, 1 are drafts.

Phages represented in each track:

- Track 1 : BirdsNest_1
- Track 2 : Greely_10
- Track 3 : Phabba_12
- Track 4 : Myrna_11

Summary of Final Annotations (See graph section above for start numbers):

The start number called the most often in the published annotations is 2, it was called in 2 of the 3 non-draft genes in the pham.

Genes that call this "Most Annotated" start:

- Myrna_11, Phabba_12,

Genes that have the "Most Annotated" start but do not call it:

-

Genes that do not have the "Most Annotated" start:

- BirdsNest_1, Greely_10,

Summary by start number:

Start 2:

- Found in 2 of 4 (50.0%) of genes in pham
- Manual Annotations of this start: 2 of 3
- Called 100.0% of time when present
- Phage (with cluster) where this start called: Myrna_11 (C2), Phabba_12 (C2),

Start 3:

- Found in 1 of 4 (25.0%) of genes in pham
- Manual Annotations of this start: 1 of 3
- Called 100.0% of time when present
- Phage (with cluster) where this start called: BirdsNest_1 (B13),

Start 4:

- Found in 1 of 4 (25.0%) of genes in pham
- No Manual Annotations of this start.
- Called 100.0% of time when present
- Phage (with cluster) where this start called: Greely_10 (C2),

Summary by clusters:

There are 2 clusters represented in this pham: C2, B13,

Info for manual annotations of cluster B13:

- Start number 3 was manually annotated 1 time for cluster B13.

Info for manual annotations of cluster C2:

- Start number 2 was manually annotated 2 times for cluster C2.

Gene Information:

Gene: BirdsNest_1 Start: 1, Stop: 195, Start Num: 3

Candidate Starts for BirdsNest_1:

(Start: 3 @1 has 1 MA's), (5, 46), (7, 127), (8, 130), (9, 160),

Gene: Greely_10 Start: 4492, Stop: 4704, Start Num: 4

Candidate Starts for Greely_10:

(4, 4492), (6, 4606), (7, 4636), (10, 4693),

Gene: Myrna_11 Start: 4951, Stop: 5169, Start Num: 2

Candidate Starts for Myrna_11:

(Start: 2 @4951 has 2 MA's), (8, 5101), (10, 5155), (11, 5158),

Gene: Phabba_12 Start: 4727, Stop: 4933, Start Num: 2

Candidate Starts for Phabba_12:

(1, 4691), (Start: 2 @4727 has 2 MA's), (8, 4865),