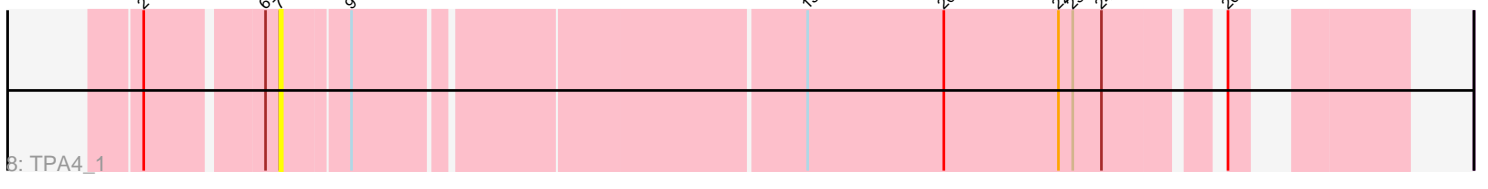
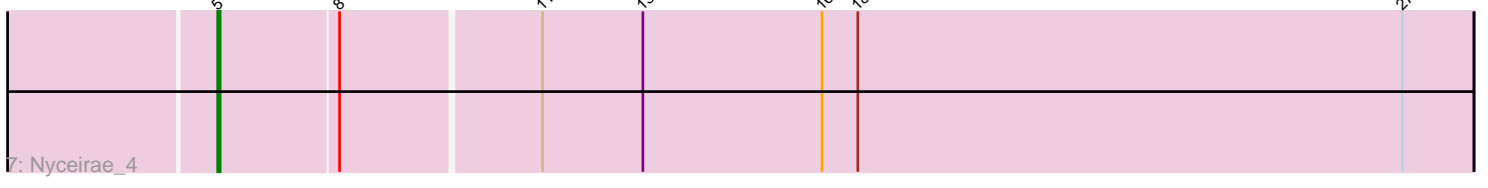
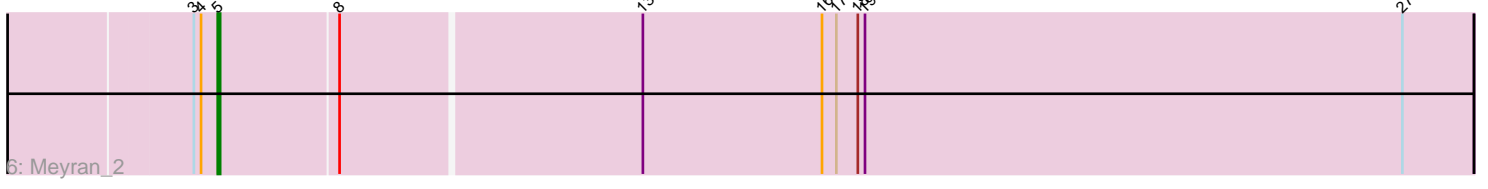
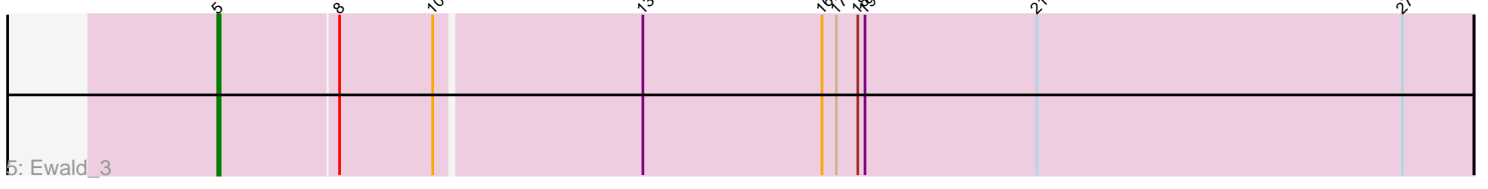
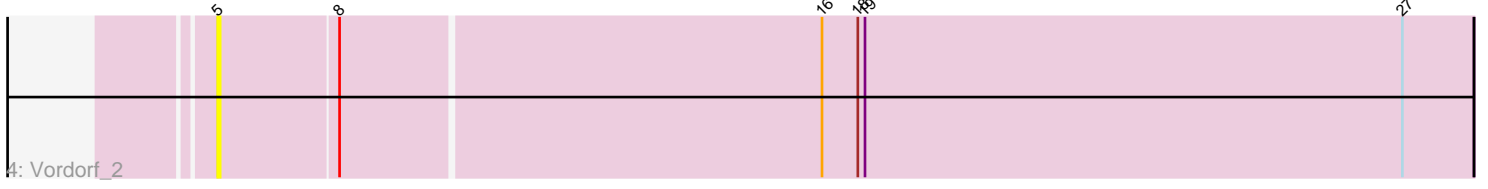
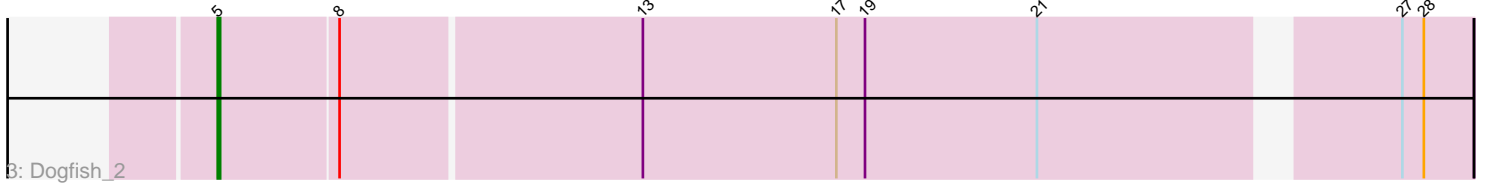
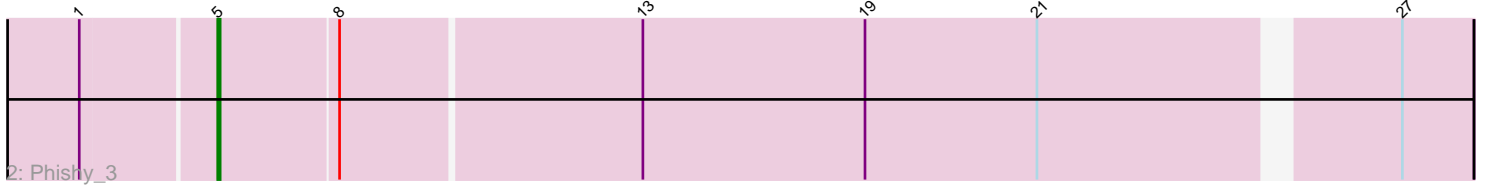
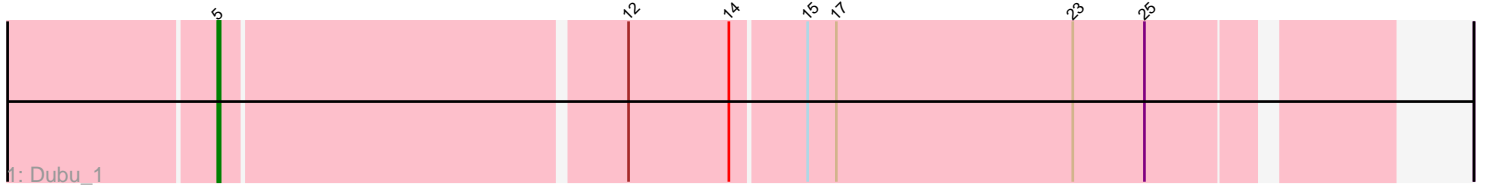


Pham 193142



Note: Tracks are now grouped by subcluster and scaled. Switching in subcluster is indicated by changes in track color. Track scale is now set by default to display the region 30 bp upstream of start 1 to 30 bp downstream of the last possible start. If this default region is judged to be packed too tightly with annotated starts, the track will be further scaled to only show that region of the ORF with annotated starts. This action will be indicated by adding "Zoomed" to the title. For starts, yellow indicates the location of called starts comprised solely of Glimmer/GeneMark auto-annotations, green indicates the location of called starts with at least 1 manual gene annotation.

Pham 193142 Report

This analysis was run 11/02/24 on database version 579.

Pham number 193142 has 8 members, 2 are drafts.

Phages represented in each track:

- Track 1 : Dubu_1
- Track 2 : Phishy_3
- Track 3 : Dogfish_2
- Track 4 : Vordorf_2
- Track 5 : Ewald_3
- Track 6 : Meyran_2
- Track 7 : Nyceirae_4
- Track 8 : TPA4_1

Summary of Final Annotations (See graph section above for start numbers):

The start number called the most often in the published annotations is 5, it was called in 6 of the 6 non-draft genes in the pham.

Genes that call this "Most Annotated" start:

- Dogfish_2, Dubu_1, Ewald_3, Meyran_2, Nyceirae_4, Phishy_3, Vordorf_2,

Genes that have the "Most Annotated" start but do not call it:

-

Genes that do not have the "Most Annotated" start:

- TPA4_1,

Summary by start number:

Start 5:

- Found in 7 of 8 (87.5%) of genes in pham
- Manual Annotations of this start: 6 of 6
- Called 100.0% of time when present
- Phage (with cluster) where this start called: Dogfish_2 (DT), Dubu_1 (BJ), Ewald_3 (DT), Meyran_2 (DT), Nyceirae_4 (DT), Phishy_3 (DT), Vordorf_2 (DT),

Start 7:

- Found in 1 of 8 (12.5%) of genes in pham

- No Manual Annotations of this start.
- Called 100.0% of time when present
- Phage (with cluster) where this start called: TPA4_1 (singleton),

Summary by clusters:

There are 3 clusters represented in this pham: DT, singleton, BJ,

Info for manual annotations of cluster BJ:

- Start number 5 was manually annotated 1 time for cluster BJ.

Info for manual annotations of cluster DT:

- Start number 5 was manually annotated 5 times for cluster DT.

Gene Information:

Gene: Dogfish_2 Start: 447, Stop: 947, Start Num: 5

Candidate Starts for Dogfish_2:

(Start: 5 @447 has 6 MA's), (8, 495), (13, 618), (17, 699), (19, 711), (21, 783), (27, 918), (28, 927),

Gene: Dubu_1 Start: 90, Stop: 557, Start Num: 5

Candidate Starts for Dubu_1:

(Start: 5 @90 has 6 MA's), (12, 252), (14, 294), (15, 324), (17, 336), (23, 435), (25, 465),

Gene: Ewald_3 Start: 702, Stop: 1220, Start Num: 5

Candidate Starts for Ewald_3:

(Start: 5 @702 has 6 MA's), (8, 750), (10, 789), (13, 873), (16, 948), (17, 954), (18, 963), (19, 966), (21, 1038), (27, 1191),

Gene: Meyran_2 Start: 851, Stop: 1369, Start Num: 5

Candidate Starts for Meyran_2:

(3, 842), (4, 845), (Start: 5 @851 has 6 MA's), (8, 899), (13, 1022), (16, 1097), (17, 1103), (18, 1112), (19, 1115), (27, 1340),

Gene: Nyceirae_4 Start: 828, Stop: 1346, Start Num: 5

Candidate Starts for Nyceirae_4:

(Start: 5 @828 has 6 MA's), (8, 876), (11, 957), (13, 999), (16, 1074), (18, 1089), (27, 1317),

Gene: Phishy_3 Start: 800, Stop: 1303, Start Num: 5

Candidate Starts for Phishy_3:

(1, 746), (Start: 5 @800 has 6 MA's), (8, 848), (13, 971), (19, 1064), (21, 1136), (27, 1274),

Gene: TPA4_1 Start: 75, Stop: 497, Start Num: 7

Candidate Starts for TPA4_1:

(2, 24), (6, 69), (7, 75), (9, 102), (15, 279), (20, 336), (22, 384), (23, 390), (24, 402), (26, 441),

Gene: Vordorf_2 Start: 594, Stop: 1112, Start Num: 5

Candidate Starts for Vordorf_2:

(Start: 5 @594 has 6 MA's), (8, 642), (16, 840), (18, 855), (19, 858), (27, 1083),