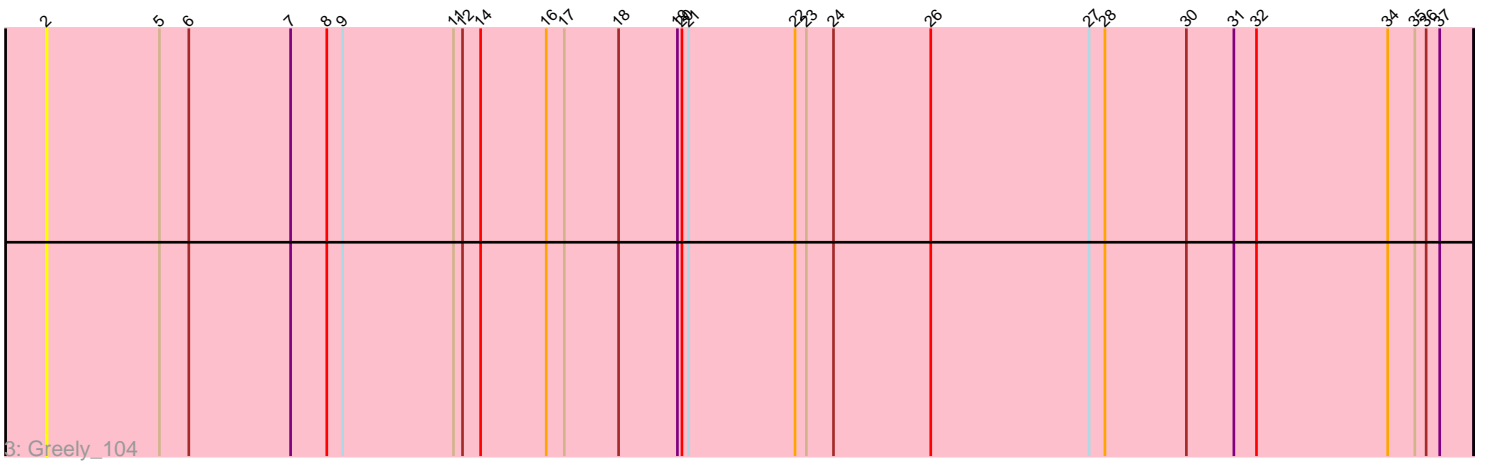
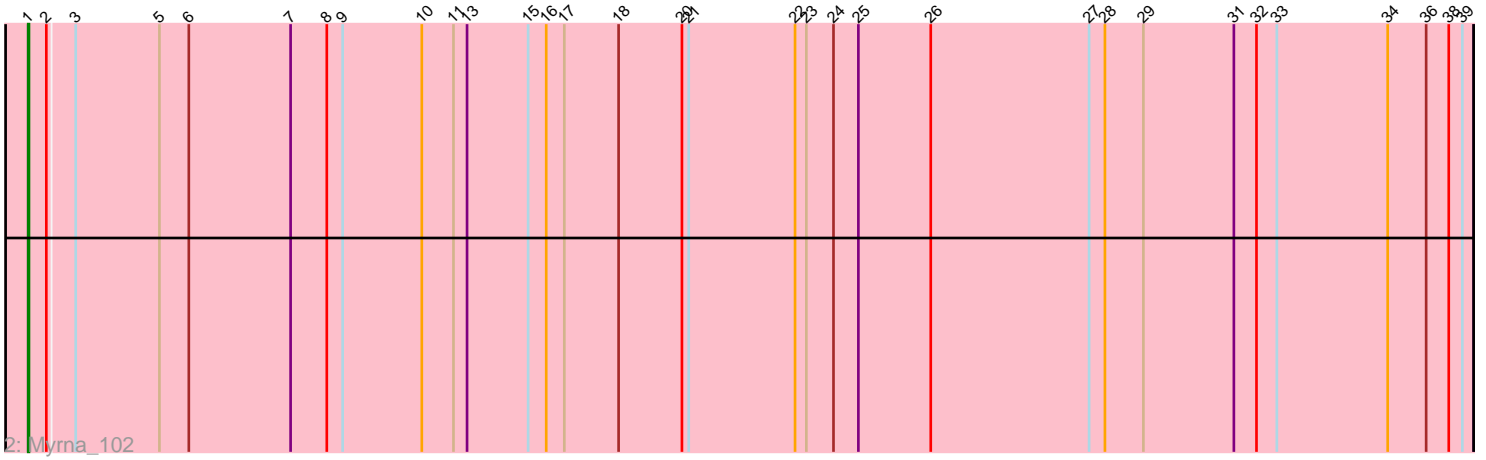
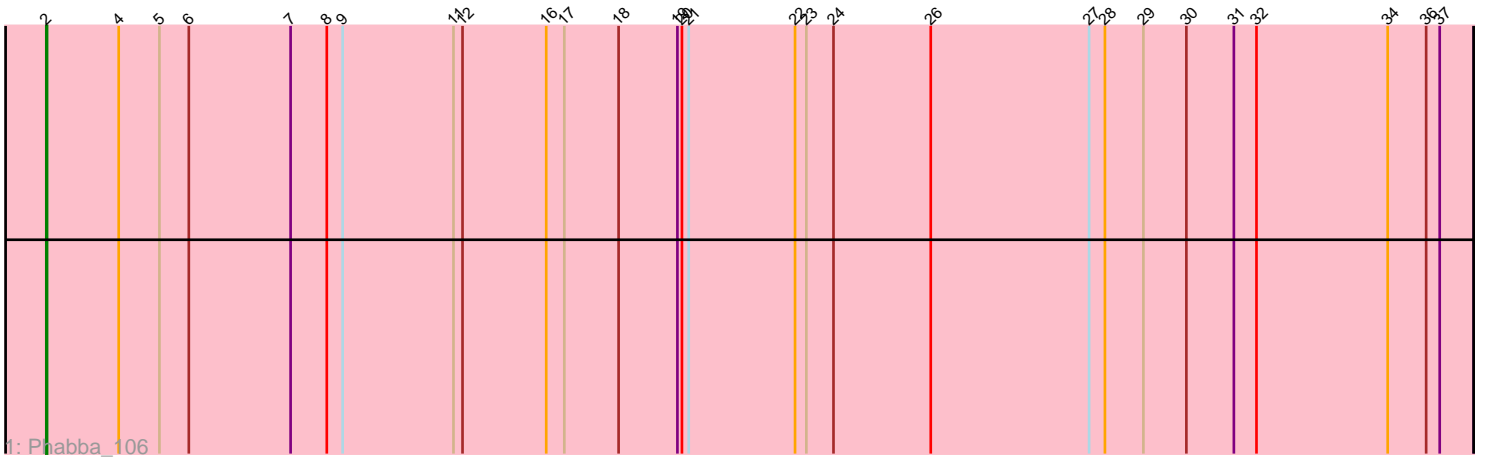


Pham 211918



Note: Tracks are now grouped by subcluster and scaled. Switching in subcluster is indicated by changes in track color. Track scale is now set by default to display the region 30 bp upstream of start 1 to 30 bp downstream of the last possible start. If this default region is judged to be packed too tightly with annotated starts, the track will be further scaled to only show that region of the ORF with annotated starts. This action will be indicated by adding "Zoomed" to the title. For starts, yellow indicates the location of called starts comprised solely of Glimmer/GeneMark auto-annotations, green indicates the location of called starts with at least 1 manual gene annotation.

Pham 211918 Report

This analysis was run 02/22/25 on database version 588.

Pham number 211918 has 3 members, 1 are drafts.

Phages represented in each track:

- Track 1 : Phabba_106
- Track 2 : Myrna_102
- Track 3 : Greely_104

Summary of Final Annotations (See graph section above for start numbers):

The start number called the most often in the published annotations is 1, it was called in 1 of the 2 non-draft genes in the pham.

Genes that call this "Most Annotated" start:

- Myrna_102,

Genes that have the "Most Annotated" start but do not call it:

-

Genes that do not have the "Most Annotated" start:

- Greely_104, Phabba_106,

Summary by start number:

Start 1:

- Found in 1 of 3 (33.3%) of genes in pham
- Manual Annotations of this start: 1 of 2
- Called 100.0% of time when present
- Phage (with cluster) where this start called: Myrna_102 (C2),

Start 2:

- Found in 3 of 3 (100.0%) of genes in pham
- Manual Annotations of this start: 1 of 2
- Called 66.7% of time when present
- Phage (with cluster) where this start called: Greely_104 (C2), Phabba_106 (C2),

Summary by clusters:

There is one cluster represented in this pham: C2

Info for manual annotations of cluster C2:

- Start number 1 was manually annotated 1 time for cluster C2.
- Start number 2 was manually annotated 1 time for cluster C2.

Gene Information:

Gene: Greely_104 Start: 51685, Stop: 53577, Start Num: 2

Candidate Starts for Greely_104:

(Start: 2 @51685 has 1 MA's), (5, 51835), (6, 51874), (7, 52009), (8, 52057), (9, 52078), (11, 52225), (12, 52237), (14, 52261), (16, 52348), (17, 52372), (18, 52444), (19, 52522), (20, 52528), (21, 52537), (22, 52678), (23, 52693), (24, 52729), (26, 52858), (27, 53068), (28, 53089), (30, 53197), (31, 53260), (32, 53290), (34, 53464), (35, 53500), (36, 53515), (37, 53533),

Gene: Myrna_102 Start: 52463, Stop: 54373, Start Num: 1

Candidate Starts for Myrna_102:

(Start: 1 @52463 has 1 MA's), (Start: 2 @52487 has 1 MA's), (3, 52520), (5, 52631), (6, 52670), (7, 52805), (8, 52853), (9, 52874), (10, 52979), (11, 53021), (13, 53039), (15, 53120), (16, 53144), (17, 53168), (18, 53240), (20, 53324), (21, 53333), (22, 53474), (23, 53489), (24, 53525), (25, 53558), (26, 53654), (27, 53864), (28, 53885), (29, 53936), (31, 54056), (32, 54086), (33, 54113), (34, 54260), (36, 54311), (38, 54341), (39, 54359),

Gene: Phabba_106 Start: 51448, Stop: 53340, Start Num: 2

Candidate Starts for Phabba_106:

(Start: 2 @51448 has 1 MA's), (4, 51544), (5, 51598), (6, 51637), (7, 51772), (8, 51820), (9, 51841), (11, 51988), (12, 52000), (16, 52111), (17, 52135), (18, 52207), (19, 52285), (20, 52291), (21, 52300), (22, 52441), (23, 52456), (24, 52492), (26, 52621), (27, 52831), (28, 52852), (29, 52903), (30, 52960), (31, 53023), (32, 53053), (34, 53227), (36, 53278), (37, 53296),