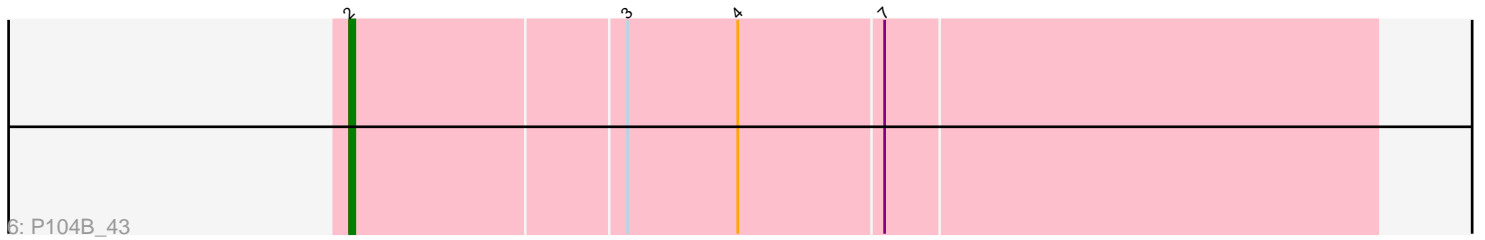
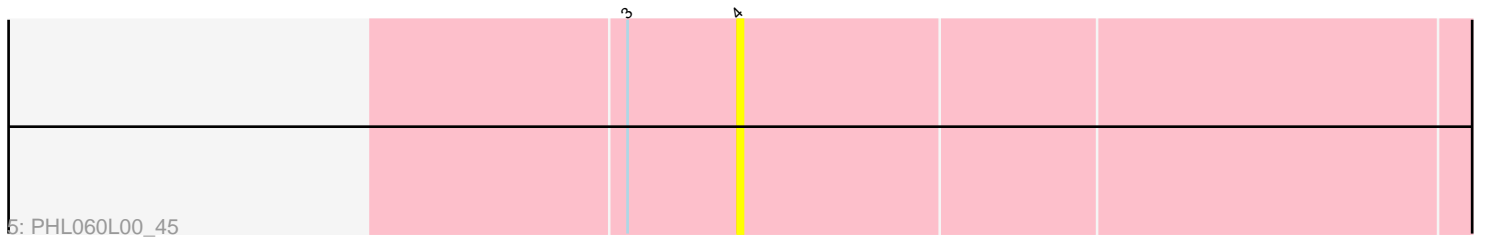
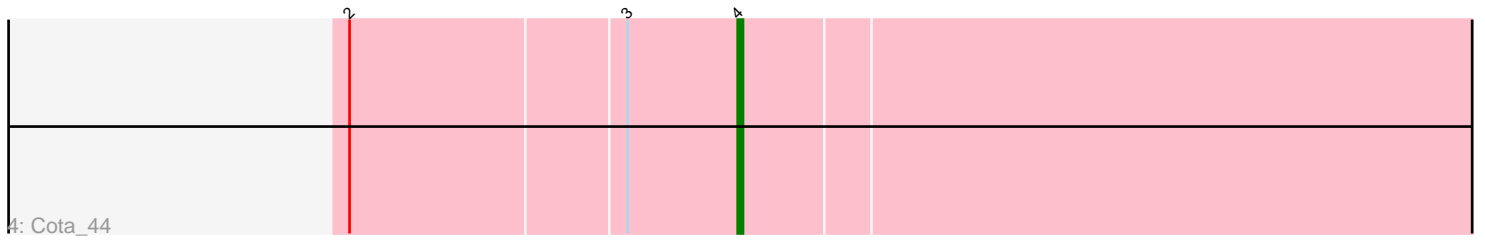
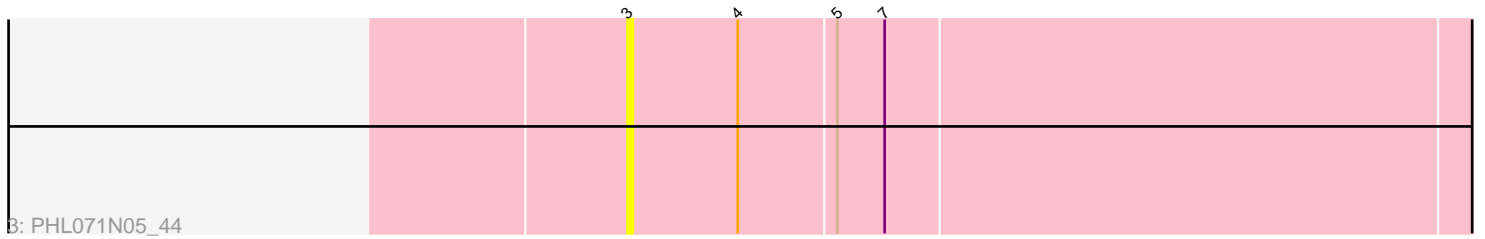
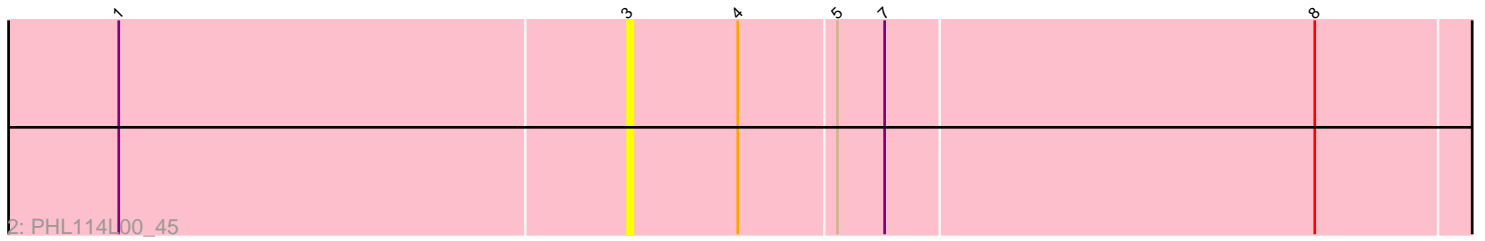
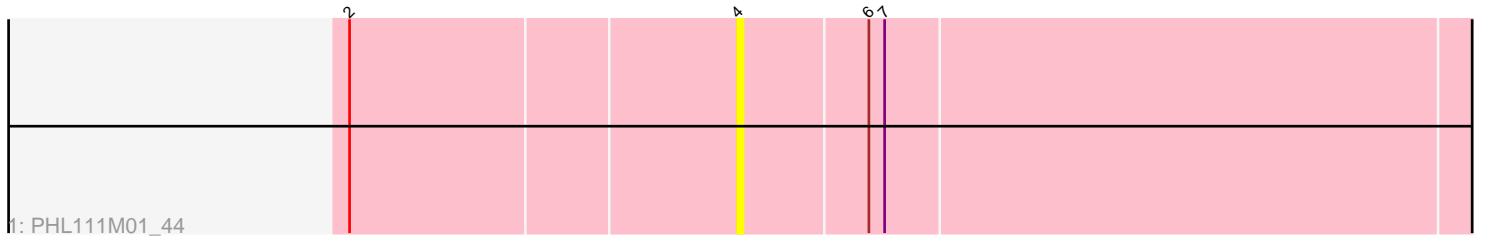


Pham 293547



Note: Tracks are now grouped by subcluster and scaled. Switching in subcluster is indicated by changes in track color. Track scale is now set by default to display the region 30 bp upstream of start 1 to 30 bp downstream of the last possible start. If this default region is judged to be packed too tightly with annotated starts, the track will be further scaled to only show that region of the ORF with annotated starts. This action will be indicated by adding "Zoomed" to the title. For starts, yellow indicates the location of called starts comprised solely of Glimmer/GeneMark auto-annotations, green indicates the location of called starts with at least 1 manual gene annotation.

Pham 293547 Report

This analysis was run 04/18/26 on database version 643.

Pham number 293547 has 6 members, 4 are drafts.

Phages represented in each track:

- Track 1 : PHL111M01_44
- Track 2 : PHL114L00_45
- Track 3 : PHL071N05_44
- Track 4 : Cota_44
- Track 5 : PHL060L00_45
- Track 6 : P104B_43

Summary of Final Annotations (See graph section above for start numbers):

The start number called the most often in the published annotations is 2, it was called in 1 of the 2 non-draft genes in the pham.

Genes that call this "Most Annotated" start:

- P104B_43,

Genes that have the "Most Annotated" start but do not call it:

- Cota_44, PHL111M01_44,

Genes that do not have the "Most Annotated" start:

- PHL060L00_45, PHL071N05_44, PHL114L00_45,

Summary by start number:

Start 2:

- Found in 3 of 6 (50.0%) of genes in pham
- Manual Annotations of this start: 1 of 2
- Called 33.3% of time when present
- Phage (with cluster) where this start called: P104B_43 (BU),

Start 3:

- Found in 5 of 6 (83.3%) of genes in pham
- No Manual Annotations of this start.
- Called 40.0% of time when present

- Phage (with cluster) where this start called: PHL071N05_44 (BU), PHL114L00_45 (BU),

Start 4:

- Found in 6 of 6 (100.0%) of genes in pham
- Manual Annotations of this start: 1 of 2
- Called 50.0% of time when present
- Phage (with cluster) where this start called: Cota_44 (BU), PHL060L00_45 (BU), PHL111M01_44 (BU),

Summary by clusters:

There is one cluster represented in this pham: BU

Info for manual annotations of cluster BU:

- Start number 2 was manually annotated 1 time for cluster BU.
- Start number 4 was manually annotated 1 time for cluster BU.

Gene Information:

Gene: Cota_44 Start: 28987, Stop: 29148, Start Num: 4

Candidate Starts for Cota_44:

(Start: 2 @28915 has 1 MA's), (3, 28966), (Start: 4 @28987 has 1 MA's),

Gene: P104B_43 Start: 28697, Stop: 28888, Start Num: 2

Candidate Starts for P104B_43:

(Start: 2 @28697 has 1 MA's), (3, 28748), (Start: 4 @28769 has 1 MA's), (7, 28796),

Gene: PHL060L00_45 Start: 28964, Stop: 29125, Start Num: 4

Candidate Starts for PHL060L00_45:

(3, 28943), (Start: 4 @28964 has 1 MA's),

Gene: PHL071N05_44 Start: 28896, Stop: 29114, Start Num: 3

Candidate Starts for PHL071N05_44:

(3, 28896), (Start: 4 @28917 has 1 MA's), (5, 28935), (7, 28944),

Gene: PHL111M01_44 Start: 28590, Stop: 28787, Start Num: 4

Candidate Starts for PHL111M01_44:

(Start: 2 @28518 has 1 MA's), (Start: 4 @28590 has 1 MA's), (6, 28614), (7, 28617),

Gene: PHL114L00_45 Start: 28892, Stop: 29083, Start Num: 3

Candidate Starts for PHL114L00_45:

(1, 28796), (3, 28892), (Start: 4 @28913 has 1 MA's), (5, 28931), (7, 28940), (8, 29021),