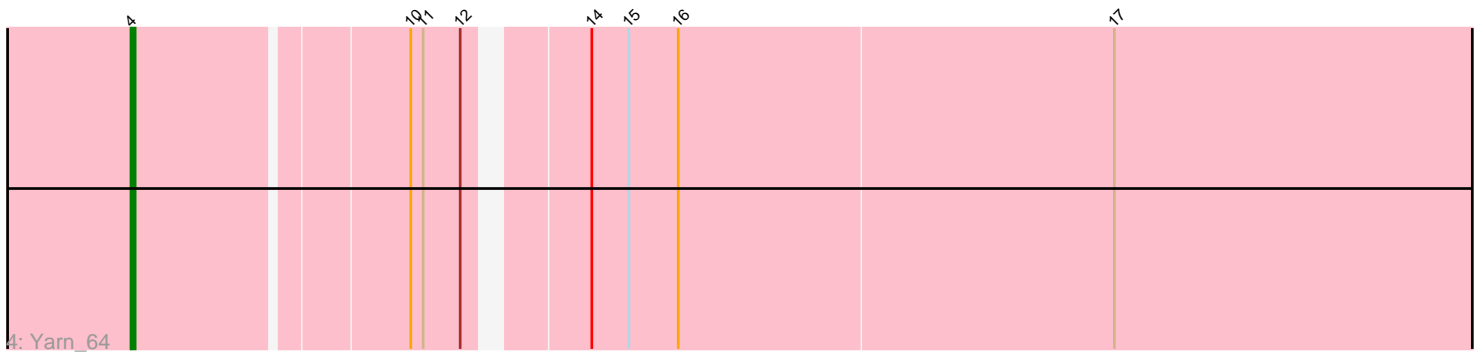
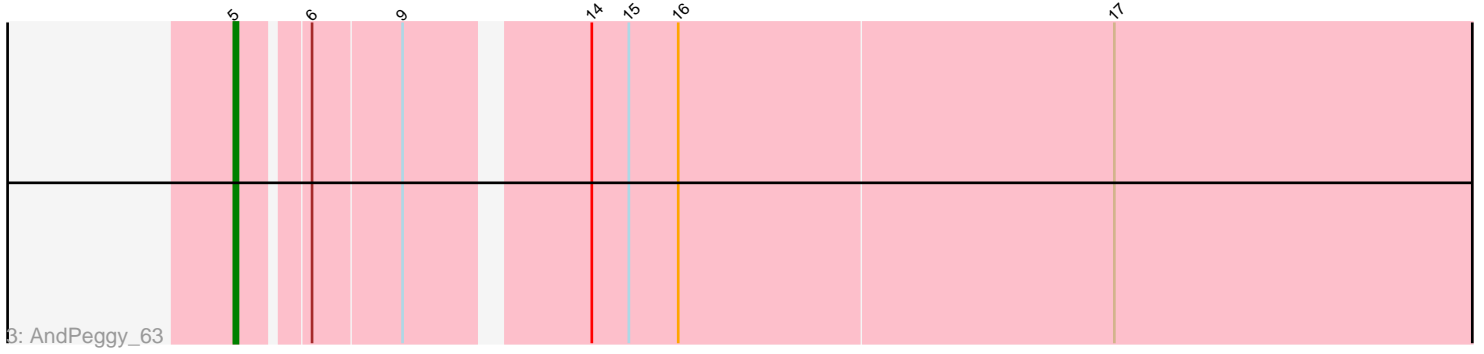
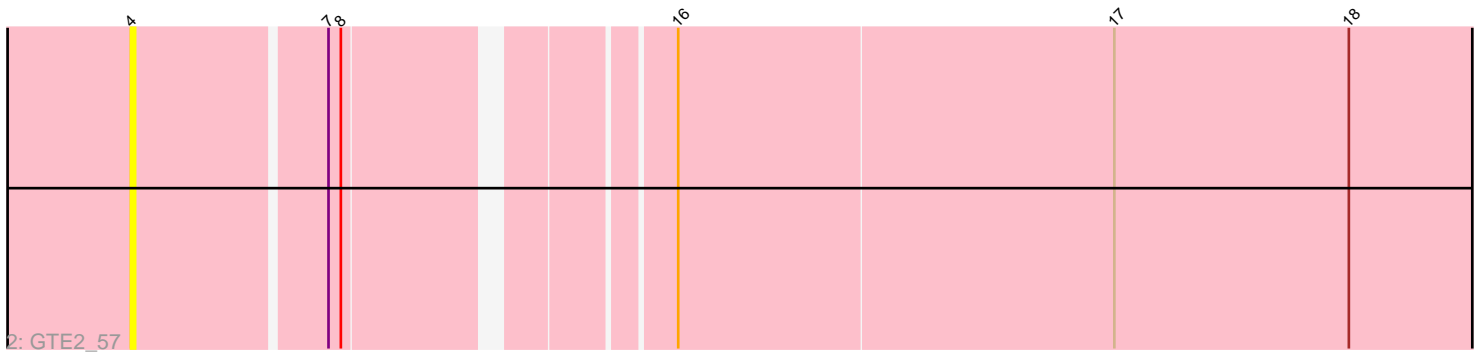
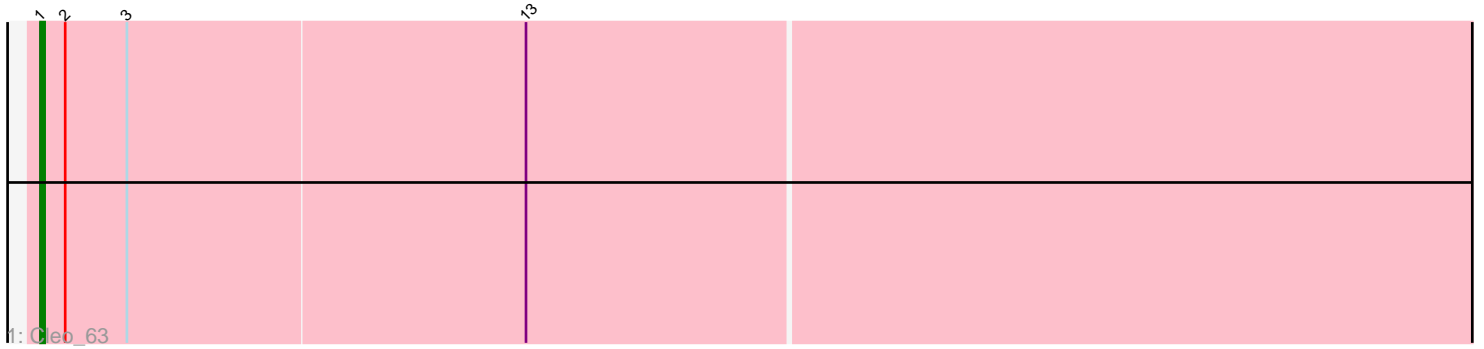


Pham 295550



Note: Tracks are now grouped by subcluster and scaled. Switching in subcluster is indicated by changes in track color. Track scale is now set by default to display the region 30 bp upstream of start 1 to 30 bp downstream of the last possible start. If this default region is judged to be packed too tightly with annotated starts, the track will be further scaled to only show that region of the ORF with annotated starts. This action will be indicated by adding "Zoomed" to the title. For starts, yellow indicates the location of called starts comprised solely of Glimmer/GeneMark auto-annotations, green indicates the location of called starts with at least 1 manual gene annotation.

Pham 295550 Report

This analysis was run 04/18/26 on database version 643.

Pham number 295550 has 4 members, 1 are drafts.

Phages represented in each track:

- Track 1 : Cleo_63
- Track 2 : GTE2_57
- Track 3 : AndPeggy_63
- Track 4 : Yarn_64

Summary of Final Annotations (See graph section above for start numbers):

The start number called the most often in the published annotations is 1, it was called in 1 of the 3 non-draft genes in the pham.

Genes that call this "Most Annotated" start:

- Cleo_63,

Genes that have the "Most Annotated" start but do not call it:

-

Genes that do not have the "Most Annotated" start:

- AndPeggy_63, GTE2_57, Yarn_64,

Summary by start number:

Start 1:

- Found in 1 of 4 (25.0%) of genes in pham
- Manual Annotations of this start: 1 of 3
- Called 100.0% of time when present
- Phage (with cluster) where this start called: Cleo_63 (CT),

Start 4:

- Found in 2 of 4 (50.0%) of genes in pham
- Manual Annotations of this start: 1 of 3
- Called 100.0% of time when present
- Phage (with cluster) where this start called: GTE2_57 (CT), Yarn_64 (CT),

Start 5:

- Found in 1 of 4 (25.0%) of genes in pham
- Manual Annotations of this start: 1 of 3
- Called 100.0% of time when present
- Phage (with cluster) where this start called: AndPeggy_63 (CT),

Summary by clusters:

There is one cluster represented in this pham: CT

Info for manual annotations of cluster CT:

- Start number 1 was manually annotated 1 time for cluster CT.
- Start number 4 was manually annotated 1 time for cluster CT.
- Start number 5 was manually annotated 1 time for cluster CT.

Gene Information:

Gene: AndPeggy_63 Start: 44218, Stop: 44589, Start Num: 5

Candidate Starts for AndPeggy_63:

(Start: 5 @44218 has 1 MA's), (6, 44233), (9, 44254), (14, 44293), (15, 44302), (16, 44314), (17, 44419),

Gene: Cleo_63 Start: 44342, Stop: 44791, Start Num: 1

Candidate Starts for Cleo_63:

(Start: 1 @44342 has 1 MA's), (2, 44348), (3, 44363), (13, 44459),

Gene: GTE2_57 Start: 45128, Stop: 45520, Start Num: 4

Candidate Starts for GTE2_57:

(Start: 4 @45128 has 1 MA's), (7, 45173), (8, 45176), (16, 45245), (17, 45350), (18, 45407),

Gene: Yarn_64 Start: 44204, Stop: 44599, Start Num: 4

Candidate Starts for Yarn_64:

(Start: 4 @44204 has 1 MA's), (10, 44267), (11, 44270), (12, 44279), (14, 44303), (15, 44312), (16, 44324), (17, 44429),